


12V-100Ah

ener safe


A brand of  **legrand**



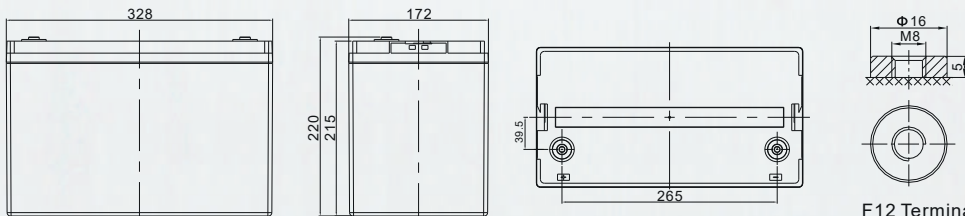
Specification

Cells Per Unit	6
Voltage Per Unit	12
Capacity	380W @ 15min- rate to 1.67V per cell @25
Weight	Approx. 30.5 Kg (Tolerance ± 3.0%)
Internal Resistance	Approx. 5mΩ
Terminal	F12 (M8)
Max. Discharge Current	1000A (5 sec)
Short Circuit Current	2350A
Design Life	Could Reach 15 years
Max. Charging Current	30.0 A
Reference Capacity	C10 94.4AH C20 100.0AH
Standby Use Voltage	13.50 V ~ 13.62 V @ 25°C Temperature Compensation: -3mV/ / Cell
Equalization Voltage	14 V~14.40 V @25 °C Temperature Compensation: -4mV/ / Cell
Operating Temperature Range	Discharge: -20°C~60°C Charge: 0°C~50°C Storage: -20°C~60°C
Normal Operating Temperature Range	25°C ± 5°C
Self Discharge	RITAR Valve Regulated Lead Acid (VRLA) batteries can be stored for up to 6 months at 25°C and then recharging is recommended. Monthly Self-discharge ratio is less than 3% at 25°C. Please charge batteries before using.
Container Material	A.B.S. UL94-HB, UL94-V0 Optional.

HR (High Rate) series Valve Regulated Lead Acid (VRLA) battery is designed for heavy load discharge applications with 15 years design life in float service. By using strong grids, thick plate and specially designed active material. It is with lower I.R, lower self discharge rate, high power, and longer service life. The HR series battery offers 30% more power output than the standard series. It is suitable for high power standby used, such as datacenter, UPS, EPS etc.



Dimensions



Length	328±2mm (12.9 inches)
Width	172±2mm (6.77 inches)
Height	215±2mm (8.46 inches)
Total Height	220±2mm (8.66 inches)
Terminal	Value
M5	6~7 N*m
M6	8~10 N*m
M8	10~12 N*m

F12 Terminal

Constan Current Discharge Characteristics: A (25°C)

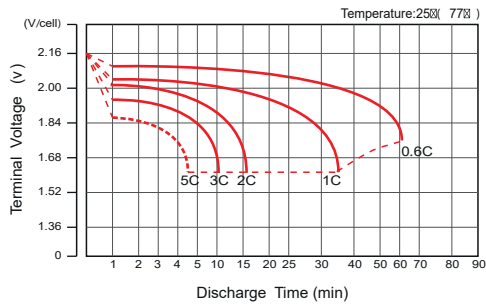
F.V/Time	5MIN	8MIN	10MIN	15MIN	20MIN	30MIN	60MIN	90MIN
1.60V	341.7	298.6	2699	210.2	171.1	126.1	73.0	52.4
1.67V	310.1	273.8	2494	195.9	160.8	119.3	69.6	50.2
1.70V	296.9	263.2	240.5	190.0	156.3	116.5	68.2	49.3
1.75V	274.1	245.2	225.4	179.7	148.5	111.5	65.9	47.7
1.80V	251.2	227.1	210.4	170.1	141.5	106.8	63.5	46.2
1.85V	215.6	193.4	178.3	146.2	122.8	94.5	57.4	42.1

Constan Power Discharge Characteristics: WPC (25°C)

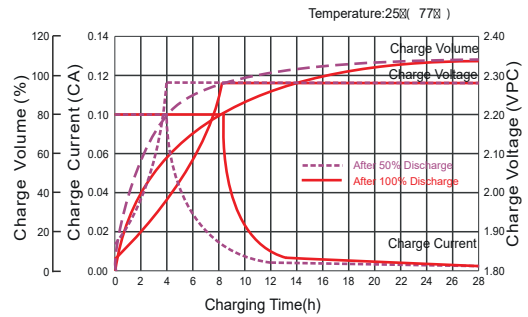
F.V/Time	5MIN	8MIN	10MIN	15MIN	20MIN	30MIN	60MIN	90MIN
1.60V	6279	556.1	507.6	400.5	328.8	245.0	137.1	99.1
1.67V	584.4	521.7	479.1	380.0	313.8	235.0	131.9	95.8
1.70V	565.2	506.0	465.7	371.1	307.1	230.2	129.7	94.5
1.75V	530.4	478.2	442.3	355.1	294.7	22.6	126.2	91.9
1.80V	493.7	448.9	417.7	339.3	283.6	214.8	122.4	89.4
1.85V	430.0	387.7	358.6	294.9	248.5	191.6	111.4	82.2

(Note) The above characteristics data are average values obtained within three charge/discharge cycle not the minimum values.

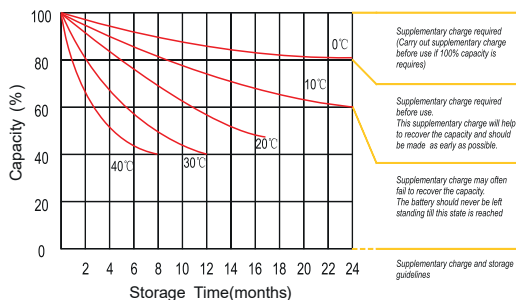
Discharge Characteristics Curve



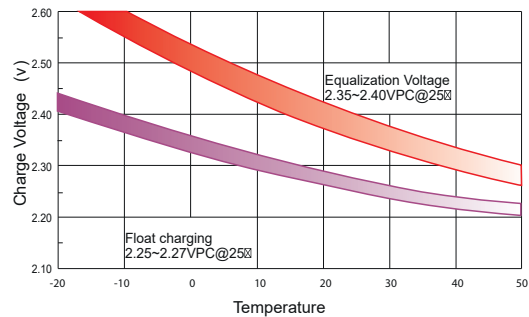
Charge Characteristic Curve For Standby Use



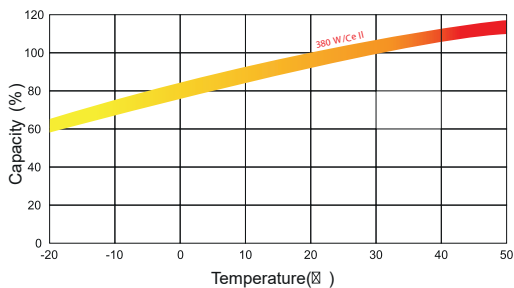
Storage Characteristics



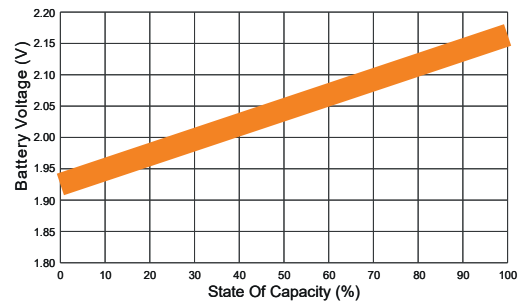
Relationship Between Charging Voltage And Temperature



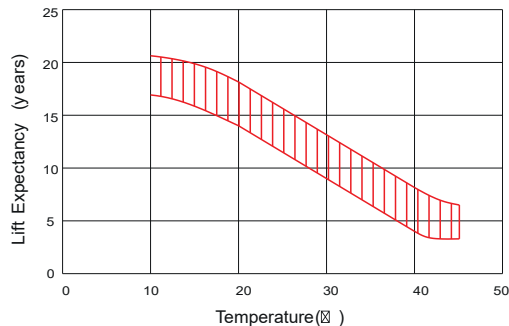
Temperature Effects On Capacity



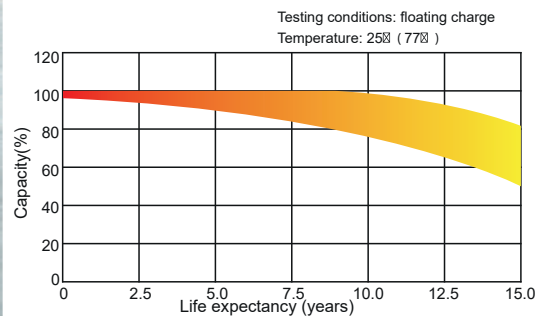
Relationship of OCV And State Of Charge (20)



Effect Of Temperature On Long Term Life



Life Characteristics Of Standby Use



(Note) All above information shall be changed without prior notice, Ritar reserves the right to explain the latest information